



THE AMERICAN LEGION DEPARTMENT OF NEW JERSEY
Nov 10, 2020


MEMBERSHIP CHART AS OF

Page Number : 1

2021 Total - 24,767

2020 Total - 37,406 = 91.37 %Of Goal

PostId	2019	2020	2021	Online	Total	PostId	2019	2020	2021	Online	Total	PostId	2019	2020	2021	Online	Total
Atlantic						39	135-	119	79	11	90	190	16-	15	12	0	12
28	164-	147	87	16	103	42	36-	36	X 2	18	20	201	100-	97	18	42	60
61	43-	36	17	6	23	66	43-	40		10	32	251	68-	69	XX 31	4	35
81	38-	35	28	2	30	79	70-	63		3	36	299	40-	48	XX 30	1	31
158	67-	105	XX 93	0	93	115	61-	54		4	41	300	12-	12	8	0	8 S
186	104-	86	51	2	53	146	157-	129		12	78	319	10-	9	9	0	9 S
254	52-	11	0	0	0 S	156	40-	44	XX 19	1	20	326	12-	10	4	0	4 S
270	93-	87	52	11	63	194	159-	157	13	89	102	382	1-	1	1	0	1 S
295	35-	32	17	2	19	294	422-	412	54	217	271	395	20-	20	X 17	0	17
352	207-	241	XX 120	42	162	336	105-	105	X 32	31	63	408	38-	46	XX 27	4	31
396	105-	107	XX 64	3	67	489	25-	24	18	0	18	440	29-	22	1	0	1
430	93-	84	59	8	67	509	185-	176	103	20	123	448	46-	4	0	0	0 S
469	33-	45	XX 24	2	26	516	94-	81	41	9	50	533	0-	16	0	0	0
12	1,034-	1,016	612	94	706	526	144-	129	75	16	91	20	956-	914	411	162	573
Bergen						16	1,915-	1,792	624	566	1,190	Gloucester					
1	102-	85	45	3	48	Camden						49	36-	26	12	13	25
21	250-	233	15	157	172	17	43-	45	XX 37	4	41	100	66-	61	48	4	52
30	29-	28	22	0	22	38	163-	149	101	15	116	133	570-	506	281	39	320
37	41-	41	X 25	3	28	68	80-	89	44	6	50	192	56-	57	XX 33	7	40
40	37-	35	30	2	32	71	15-	11	0	0	0 C	241	45-	42	35	4	39
41	54-	48	29	1	30	72	153-	146	94	12	106	252	659-	685	XX 235	55	290
53	101-	102	XX 57	12	69	74	0-	0	0	0	0 S	305	17-	16	11	1	12
55	31-	33	XX 29	3	32	84	123-	118	72	6	78	424	2-	2	2	0	2 S
57	143-	127	77	12	89	135	67-	60	7	14	21	452	61-	62	XX 37	9	46
58	129-	127	82	8	90	150	31-	30	19	2	21	521	92-	89	42	16	58
67	31-	25	20	0	20	230	20-	17	7	2	9	10	1,604-	1,546	736	148	884
69	67-	54	33	4	37	262	55-	51	35	5	40	Cape May					
106	56-	65	XX 4	1	5	281	371-	364	227	33	260	184	243-	235	28	18	46
109	87-	82	9	6	15	286	132-	123	72	7	79	193	103-	105	XX 59	9	68
111	28-	28	4	0	4	311	117-	116	54	14	68	198	53-	48	5	27	32
116	80-	90	XX 96	0	96 XX	370	81-	68	13	6	19	239	74-	67	51	5	56
117	37-	33	27	0	27	371	228-	242	XX 127	22	149	298	18-	23	XX 2	3	5
126	25-	26	XX 20	0	20	372	299-	302	XX 174	50	224	331	230-	239	XX 11	141	152
128	242-	197	108	18	128	398	16-	13	12	0	12 S	524	463-	467	XX 27	282	309
136	90-	101	XX 4	45	49	473	90-	85	30	6	36	7	1,184-	1,184	183	485	668
139	135-	205	XX 12	79	91	Cumberland						4	63-	54	36	3	39
142	129-	130	XX 73	13	86	82	339-	323	190	26	216	82	339-	323	190	26	216
145	33-	28	4	12	16	95	76-	63	34	2	36	95	76-	63	34	2	36
147	36-	36	X 6	17	23	3	478-	440	260	31	291	Essex					
153	163-	152	18	13	31	16	4-	3	3	0	3 S	70	121-	120	71	13	84
162	157-	153	88	12	100	73	19-	16	X 16	0	16 X	73	19-	16	X 16	0	16 X
170	492-	471	300	80	380	105	97-	105	XX 12	73	85	140	84-	74	49	6	55
171	156-	138	84	22	106	152	87-	74	28	2	30	152	87-	74	28	2	30
206	56-	52	5	29	34	185	152-	153	XX 74	17	91	Burlington					
207	21-	15	9	3	12	11	128-	117	13	64	77	11	128-	117	13	64	77
221	24-	60	XX 9	7	16	26	111-	106	17	61	78	26	111-	106	17	61	78
226	12-	3	0	0	0 C	A Salute to All Our Men and Women In Uniform Past and Present.											
269	21-	19	17	0	17	Thank You For Your Service											
272	81-	79	76	0	76												
310	261-	147	12	80	92												
365	68-	54	28	3	31												
366	50-	56	XX 40	6	46												
369	82-	73	41	9	50												
415	98-	103	XX 27	4	31												
453	36-	34	23	4	27												
531	45-	42	27	6	33												
41	3,816-	3,608	1,635	674	2,309												



A Salute to All Our Men and Women In Uniform Past and Present.

Thank You For Your Service



PostId	2019	2020	2021	Online	Total	PostId	2019	2020	2021	Online	Total	PostId	2019	2020	2021	Online	Total						
Hudson						141	22-	25	XX	15	2	17	238	70-	55	7	6	13					
14	19-	17	2	0	2	C	143	78-	68	46	8	54	240	23-	26	XX	19	4	23				
18	67-	85	XX	3	8	11	168	58-	57	9	28	37	246	24-	26	XX	19	1	20				
19	177-	161	102	10	112	176	25-	24	15	3	18	267	1-	1	1	0	1	S					
33	27-	30	X	30	2	32	XX	178	63-	61	32	7	39	268	3-	1	0	0	0	S			
36	2-	0	0	0	0	0	C	266	143-	151	XX	24	42	66	289	104-	100	75	6	81			
99	82-	79	39	11	50	273	39-	39	X	17	9	26	347	71-	76	XX	63	2	65				
107	86-	96	XX	50	13	63	321	281-	308	XX	79	43	122	359	41-	43	XX	41	0	41			
118	79-	86	XX	8	30	38	338	154-	132	81	4	85	360	20-	21	X	21	0	21	X			
165	132-	126	109	3	112	348	388-	386	232	59	291	428	34-	49	XX	42	4	46					
282	58-	63	XX	51	6	57	432	67-	70	XX	37	8	45	438	1-	1	0	0	0	S			
419	25-	27	XX	21	0	21	434	66-	63	9	5	14	19						1,001-	951	626	105	731
11						754-	770	XX	415	83	498	515	133-	126	7	84	91						
												529	69-	69	X	54	3	57					

Hunterdon										
113	169-	161	77	5	82					
120	124-	121	86	6	92					
159	147-	143	102	8	110					
188	50-	49	41	6	47					
284	104-	113	XX	54	9	63				
5						594-	587	360	34	394

Mercer										
31	123-	109	67	6	73					
76	38-	33	22	1	23					
93	43-	35	25	1	26					
148	91-	79	49	9	58					
182	101-	111	XX	68	4	72				
218	8-	11	XX	10	1	11	X			
313	82-	84	XX	37	6	43				
314	94-	97	XX	50	8	58				
339	122-	136	XX	129	0	129				
414	161-	168	XX	105	15	120				
458	169-	155	19	81	100					
530	19-	24	XX	14	6	20				
12						1,051-	1,042	595	138	733

Middlesex										
25	299-	287	27	121	148					
45	62-	62	X	29	2	31				
62	66-	64	39	7	46					
65	183-	162	12	99	111					
87	102-	95	7	64	71					
119	127-	123	13	54	67					
127	58-	53	36	3	39					
177	79-	80	XX	41	12	53				
211	292-	295	XX	197	28	226				
214	113-	102	59	8	67					
243	204-	193	122	16	138					
248	56-	60	XX	59	2	61	XX			
253	116-	121	XX	69	7	76				
261	95-	94	39	6	45					
263	81-	87	XX	10	51	61				
308	166-	163	101	14	115					
324	92-	76	51	8	59					
401	189-	165	17	101	118					
435	87-	78	49	4	53					
459	30-	30	X	10	2	12				
471	269-	258	148	24	172					
522	60-	65	XX	41	5	46				
22						2,826-	2,713	1,176	638	1,814

Monmouth						
23	188-	191	XX	97	23	120
54	233-	229	25	126	151	

Morris										
27	72-	67	39	9	48					
43	161-	155	9	71	80					
59	70-	64	57	10	67	XX				
91	311-	307	23	149	172					
124	17-	17	X	13	0	13				
154	82-	78	13	35	48					
155	256-	252	157	16	173					
175	24-	24	X	16	2	18				
242	71-	75	XX	30	11	41				
245	103-	102	53	7	60					
249	103-	97	57	6	63					
279	194-	180	115	14	129					
312	20-	17	5	2	7					
315	12-	11	1	1	2	S				
342	92-	90	53	14	67					
344	189-	182	116	27	143					
390	218-	218	X	146	24	170				
391	93-	77	19	7	26	S				
421	41-	41	X	32	1	33				
423	91-	100	XX	5	60	65				
450	118-	123	XX	7	67	74				
484	5-	0	0	0	0	C				
22						2,343-	2,277	966	533	1,499

Ocean										
129	1,812-	1,620	867	190	0,057					
166	149-	144	88	18	106					
196	57-	53	35	0	35					
232	802-	817	XX	409	51	460				
348	909-	915	XX	542	72	614				
351	153-	157	XX	97	15	112				
455	105-	107	XX	7	55	62				
493	572-	584	XX	329	76	405				
502	87-	89	XX	50	8	58				
504	174-	198	XX	16	121	137				
511	68-	57	33	3	36					
517	47-	53	XX	21	5	26				
12						4,935-	4,794	2,494	614	3,108

Passaic						
8	135-	111	75	7	82	
77	0-	0	0	0	0	S
108	36-	32	30	1	31	
121	50-	48	3	25	28	
161	2-	0	0	0	0	S
174	121-	112	72	21	93	
199	91-	80	47	12	59	
227	174-	169	111	16	127	

Salem										
75	21-	24	XX	23	0	23				
181	40-	41	XX	0	0	0	C			
205	35-	30	15	6	21					
237	20-	0	0	0	0	C				
297	63-	83	XX	66	7	73				
5						179-	178	104	13	117

Somerset										
12	555-	363	197	21	218					
63	79-	77	72	0	72					
216	22-	22	X	19	0	19				
265	16-	20	XX	11	0	11				
280	26-	26	X	22	0	22				
293	67-	82	XX	41	5	46				
304	106-	97	44	5	49					
327	48-	60	XX	31	7	38				
363	20-	20	X	13	1	14				
9						939-	767	450	39	489



PostId 2019 2020 2021 Online Total

Sussex					
86	157-	139	19	73	92
132	185-	182	18	94	112
157	248-	232	158	11	169
213	141-	128	93	9	102
278	268-	248	23	146	169
5	999-	929	311	333	644
Union					
3	125-	110	10	37	47
5	243-	226	114	14	128
35	156-	138	82	16	98
50	35-	29	21	2	23
60	71-	64	39	7	46
102	96-	116	XX	6	12
209	166-	157	99	20	119
219	27-	25	17	1	18
228	38-	36	40	0	40 XX
229	97-	103	XX	6	66
322	86-	86	X	56	2 58
328	499-	429	38	280	318
356	15-	9	0	0	0 S
433	47-	43	19	4	23
470	54-	54	X	37	2 39
499	54-	45	29	6	35
532	18-	19	XX	1	0 1
17	1,827-	1,689	668	403	1,071

Warren					
103	90-	84	69	2	71
131	187-	177	134	12	146
164	289-	292	XX	128	36 164
258	92-	97	XX	55	7 62
418	41-	42	XX	35	0 35
446	109-	100	64	9	73
456	78-	73	52	2	54
457	95-	93	67	6	73
528	76-	77	XX	11	50 61
9	1,055-	1,035	615	124	739

Department Post					
1000	5,372-	5,166	3,177	570	3,747
-	5,372-	5,166	3,177	570	3,747

COUNTY STANDINGS		
1	Passaic	76.87%
2	Warren	71.40%
3	Mercer	70.35%
4	Atlantic	69.49%
5	Sussex	69.32%
6	Hunterdon	67.12%
7	Middlesex	66.86%
8	Burlington	66.41%
9	Camden	66.15%
10	Cumberland	66.14%
11	Morris	65.83%
12	Salem	65.73%
13	Ocean	64.83%
14	Hudson	64.68%
15	Bergen	64.00%
16	Somerset	63.75%
17	Union	63.41%
18	Essex	62.69%
19	Monmouth	61.68%
20	Gloucester	57.18%
21	Cape May	56.42%

NOTE:
S = SUSPENDED
C = CANCELLED

On the 11th hour, 11th day,
Of the 11th month. . . .
We Remember & Thank You

One of our Members shared this with us
It is the Veteran, not the reporter
who has given us freedom of press.

It is the Veteran, not the poet
who has given us freedom of speech.

It is the Veteran, not the campus organizer
who has given us the right to assemble.

It is the Veteran, not the lawyers
who have given us the right to a fair trial.

It is the Veteran, not the politician
who has given us the right to vote.

It is the Veteran, who salutes the flag.

It is the Veteran, who served under the flag.

Again, THANK YOU,

FOR STILL SERVING AMERICA.



TAKE SOME TIME TO FOCUS ON MEMBERSHIP RETENTION.

- 1) Are you telephoning at least 3 members per week & renewing them?
- 2) Does your Post have a welcoming committee for new or returning members?
- 3) Does your Post promote its activities in the local or weekly newspaper?
- 4) Do you keep in contact with members by email?
- 5) Does your Post have a newsletter?
- 6) Did your Post achieve 100% retention?
- 7) Does your Post advertise & celebrate National Holidays especially Veterans Day, Armed Forces Week, Memorial Day, Independence Day & other special events.